

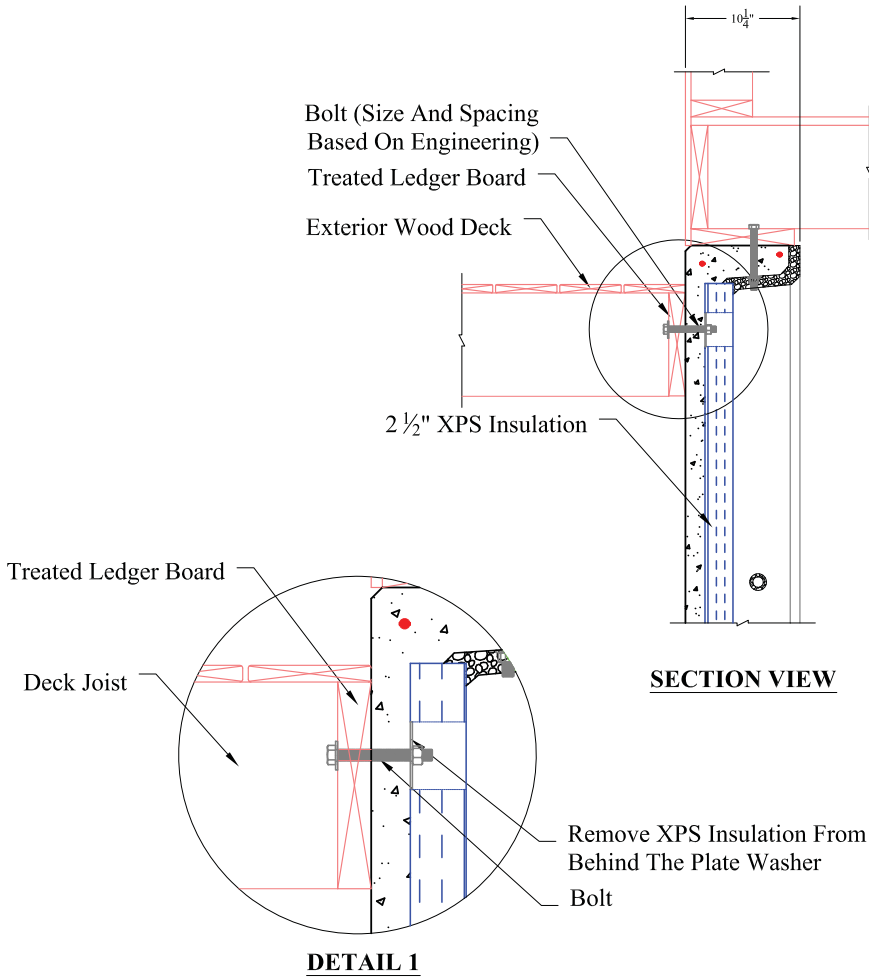
# ATTACHING A DECK TO SUPERIOR WALLS®

The following illustrations provide one method that may be used to attach a ledger board to the outside of a Superior Walls® foundation. Xi Wall system is shown.

**CAUTION:** An engineer, architect, or other person competent in applying the structural design principles involved shall evaluate each project and specify site-specific connection details.

## EXTERIOR WOOD DECK BOLTED THROUGH SUPERIOR WALLS

### SHEET 1

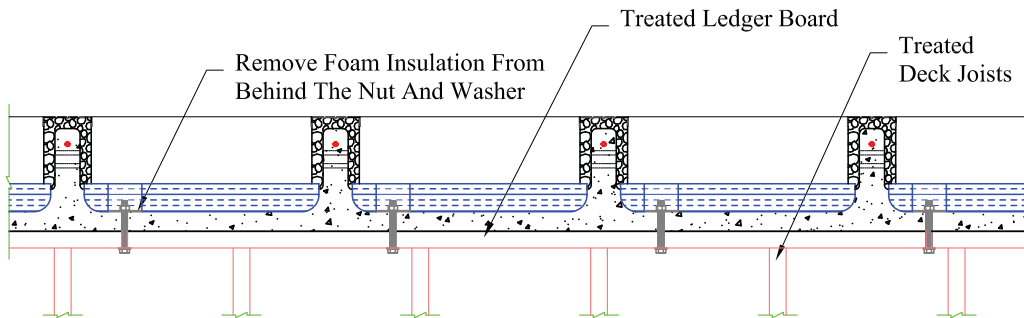


**NOTE:**  
USE POLYURETHANE SEALANT AT BOLT HOLES THROUGH SUPERIOR WALLS

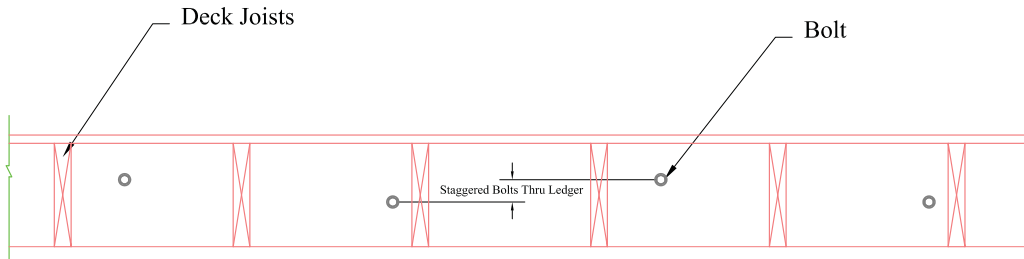
**CAUTION:** An engineer, architect, or other person competent in applying the structural design principles involved shall evaluate each project and specify site-specific connection details.

**EXTERIOR WOOD DECK BOLTED  
THROUGH SUPERIOR WALLS**

**SHEET 2**



**HORIZONTAL SECTION SHOWING BOLTING PATTERN**



**EXTERIOR ELEVATION SHOWING BOLTING PATTERN**

**NOTE:**  
-USE POLYURETHANE SEALANT AT BOLT HOLES THROUGH SUPERIOR WALLS  
-BOLT SPACING IS DEPENDENT UPON ENGINEERING REQUIREMENTS  
-SPACE BOLTS TO AVOID CONCRETE STUDS IN SUPERIOR WALL

©2008 Superior Walls of America, Ltd.